

RAGTAG FILM SOCIETY



True/False 2023 Poster Mail-in Participation

You are welcome to paint your own individual piece at home and submit it via mail.

The concept is still the same and here's the instructions including four parameters for your painting:

1. COLOR

You will be using blue, green, and yellow paint.

You may mix these colors in any combination, but you may **only** use these colors, and you must paint the entire arrow (no parts should be left white).

2. MATERIALS

You will need:

- Please use (at least) 90 lb weight watercolor paper.
- Print the template (see below) at "actual size" – it will fit on 8 ½ x 11 paper (Letter size).
NOTE: we have not yet tried printing directly onto watercolor paper! In theory if the printer you are using can print onto cardstock it should work, but we cannot promise that it will! We will update as we do more testing, and welcome feedback and advice from anyone who knows.
- The paint you use should be acrylic paint – blue, green, and yellow **ONLY!**
- Your choice of brushes.

tru


Here is your template -

<https://drive.google.com/file/d/1eGSGIAyiuxOQQZBDyyAjUlz4HmTcrOgr/view?usp=sharing>

You may paint either of the arrows in the template and you can paint just one or both, depending on your creativity.

2. CONTRAPTION

Inside your arrow, please use as your inspiration the concept of the [Rube Goldberg machine](#), which is a chain-reaction contraption, like the game [Mousetrap](#). Here are some examples:

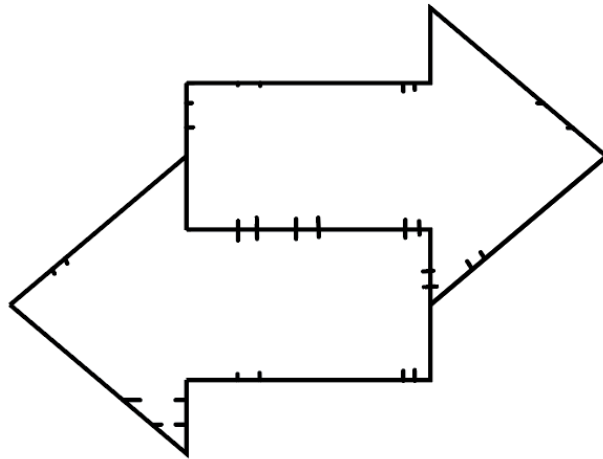


However! You can be quite creative in your interpretation of a Rube Goldberg machine. You might include one or two of the following:

- a machine part
- an organic element
- pipes
- gears
- test tubes
- levers
- a living creature
- etc.

Keep your design relatively simple, without too many intricate details. (This will ensure that everything will be visible when the arrows are put together as one big piece for the poster.)


3. CONNECT



You can see in the image above that each arrow has several notches on it – THESE ARE VERY IMPORTANT! Whatever type of contraption you design, **it has to go off the edge of the arrow between these notches.**

If everyone does this, then the image in each person's arrow will connect with the image in the other arrows.

This example below shows the notches in bright pink and the painted contraption going between them.



All the painted arrows will go together to make one big "This is a Test" contraption!

TO SUBMIT YOUR PAINTED ARROW

Bring to Ragtag Cinema no later than October 13, 2022, or mail to 5 South 9th Street, Columbia MO, 65201 early enough to arrive by October 13. You must bring or mail in a hard copy; digital arrows will not be accepted.